

Toward Financial Sustainability:  
Examining Low-Income Families' Access to  
Temporary Assistance for Needy Families  
in New Jersey

Jessica L. Roman  
Master of Public Policy Candidate

# Presentation Overview



AFE location and focus



Key projects and contributions



Reflecting on my experience



Moving forward



Questions

# Social Policy and Family Well-being Lab

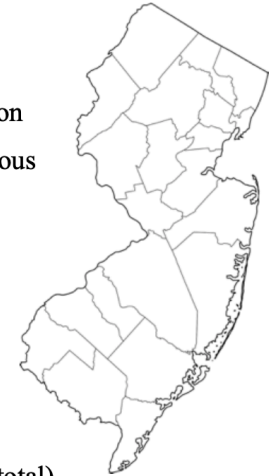
- Several concurrent projects with related theme: Temporary Assistance to Needy Families (TANF)
  - Barriers to Accessing and Receiving TANF
    - Funded by the Robert Wood Johnson Foundation (RWJF)
  - Understanding TANF in New Jersey
    - Funded by the New Jersey Department of Human Services, Division of Family Development (DFD)
    - Collaborative effort between the SPLab and DFD
- Establishing the Lab

# Project: NJ State and County Profiles

- Gathering American Community Survey (ACS) data from US Census website
- Developing uniform profile formats
- Compiling all information into a single PDF, with descriptives for NJ, state regions, and 21 counties

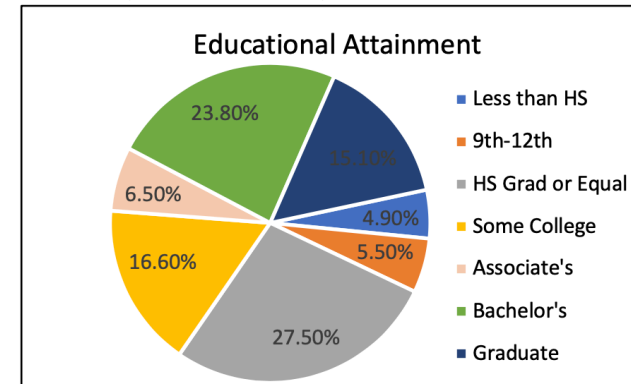
## DATA PROFILE: NEW JERSEY

New Jersey is a Northeast Coast state with 21 counties. According to the United States American Community Survey (ACS) 2014-2018 five-year estimates, the total population of the state of New Jersey was approximately 8,881,845, making it the 11<sup>th</sup> most populous state in the U.S. The state had a density of 1,208 people per square mile.



### Demographics

In New Jersey, 67.9% of the total population was White, 13.5% was Black or African American, 9.4% was Asian, 0.2% was Native American, and less than 0.01% was



Hawaiian or other Pacific Islander (3,357 individuals total).

Of the total population, 19.9% was Hispanic or Latino of any race. The median age of the total population was 39.8 years old. The population of people 25 years of age and older in New Jersey was 6,129,542. Of that population, 37.9% had a high school diploma/equivalent or

less, and 38.9% had a bachelor's degree or higher. Comparatively, of the United States population of people 25 years and older, 39.5% had a high school diploma/equivalent or less, and 31.5% had a bachelor's degree or higher.

# Project: DFD June Quarterly Report

- Restricted on sharing too much information, as this report is internal
- What I can share
  - Making research digestible
  - Learning more about the collaborative process between academic researchers and government entities



RUTGERS

Edward J. Bloustein School  
of Planning and Public Policy

Social Policy and  
Family Well-being Lab

# Project: Lab Website

Home Who We Are Projects ▾

- Examining various Rutgers research center and institute websites
- Creating outline for our website
- Collecting information from lab staff

Check us out!

<https://socialpolicylab.rutgers.edu>



The Social Policy and Family Well-being Lab conducts applied policy research on social welfare programs and policies that support economic stability, human service, and income support policies. By applying a social equity framework and utilizing a variety of

# Project: NJ Nonprofit Survey



Locating established, validated survey questions



Programming survey into Qualtrics



Coding responses where necessary



Writing topline findings report with descriptive statistics for each question

# Reflecting On My AFE: Skills Developed and Acquired

The logo for EndNote, featuring the letters 'EN' in a bold, purple, sans-serif font.The Qualtrics logo, featuring the word 'qualtrics' in a black, lowercase, sans-serif font, with 'XM' in blue to the right.The Microsoft Word logo, featuring a white 'W' on a blue square background.The NVivo logo, featuring the word 'NVIVO' in a blue, sans-serif font, with a stylized blue starburst graphic to the right.

## Programs and Software

- A lot of work in Microsoft programs, particularly Word and Excel
- Learning and using EndNote
- Programming in Qualtrics
- Intro to NVivo

## Personal and Professional

- Communication
- Collaboration



# Reflecting On My AFE: Experience Overall

## Benefits


- Flexibility in remote work
- When the workday is done, it's done
- Awesome research team

## Challenges

- Juggling an internship on the side
- Incorporating breaks and time off
- Communication in remote work

# Moving Forward

Continuing my work with the SPLab through May 2021 graduation



Still on the path of a research-involved career



A doctoral degree in the not-so-distant future



Questions